

REFER TO CIVIL DRAWINGS FOR ADDITIONAL ENTRANCE INFORMATION

[illegible]

2203

GATEWAY LUXURY APARTMENTS

LOCATED AT:
950 N POWERLINE ROAD,
POMPANO BEACH FL 33069

BURGOS LANZA & ASSOCIATES
1248 S ALHAMBRA CIRCLE
CORAL GABLES, FL 33146
(786) 554-9035
AIAA 38052598
WWW.BURGOSLANZA.COM
CARMELO BURGOS ARCHITECT AR 0096925
CARLOS LANZA ARCHITECT AR 0010601
S. LANZA ARCHITECTS AND ARE
EXPRESS WRITTEN CONSENT OF THE SAME

BURGOS
LANZA
ARCHITECTS & PLANNERS
AA 26001519

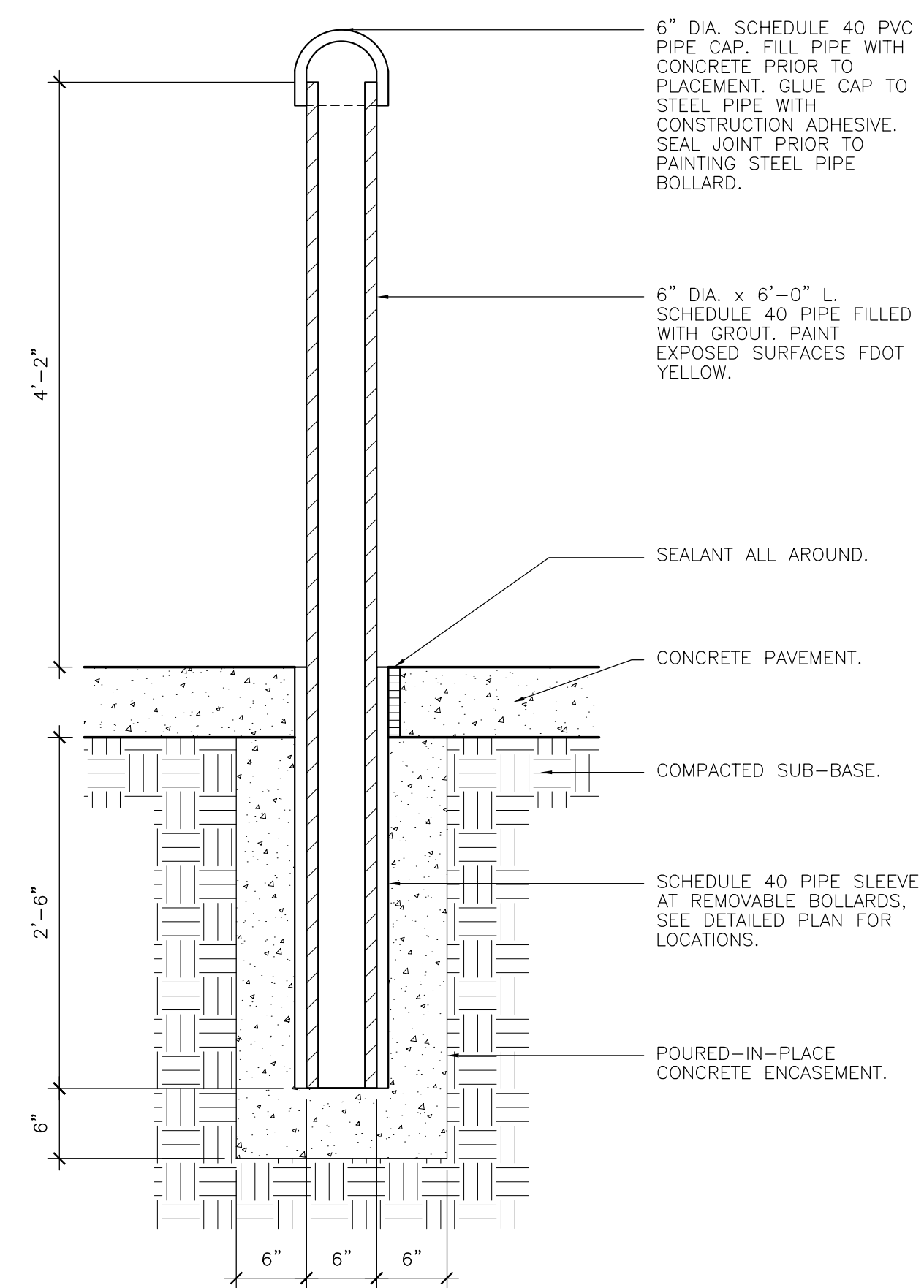
COPYRIGHT 2001 BURGOS, LANZA & ASSOCIATES
ALL RIGHTS RESERVED. NO PART OF THIS PUBLICATION
INSTRUMENTS OF SERVICE, NOT TO BE REPRODUCED
OR TRANSMITTED IN ANY FORM OR BY ANY MEANS,
ELECTRONIC OR MECHANICAL, INCLUDING PHOTOCOPYING,
RECORDING, OR BY ANY INFORMATION STORAGE AND
RETRIEVAL SYSTEM, WITHOUT PERMISSION IN WRITING
FROM BURGOS, LANZA & ASSOCIATES

Pablo
Burgos

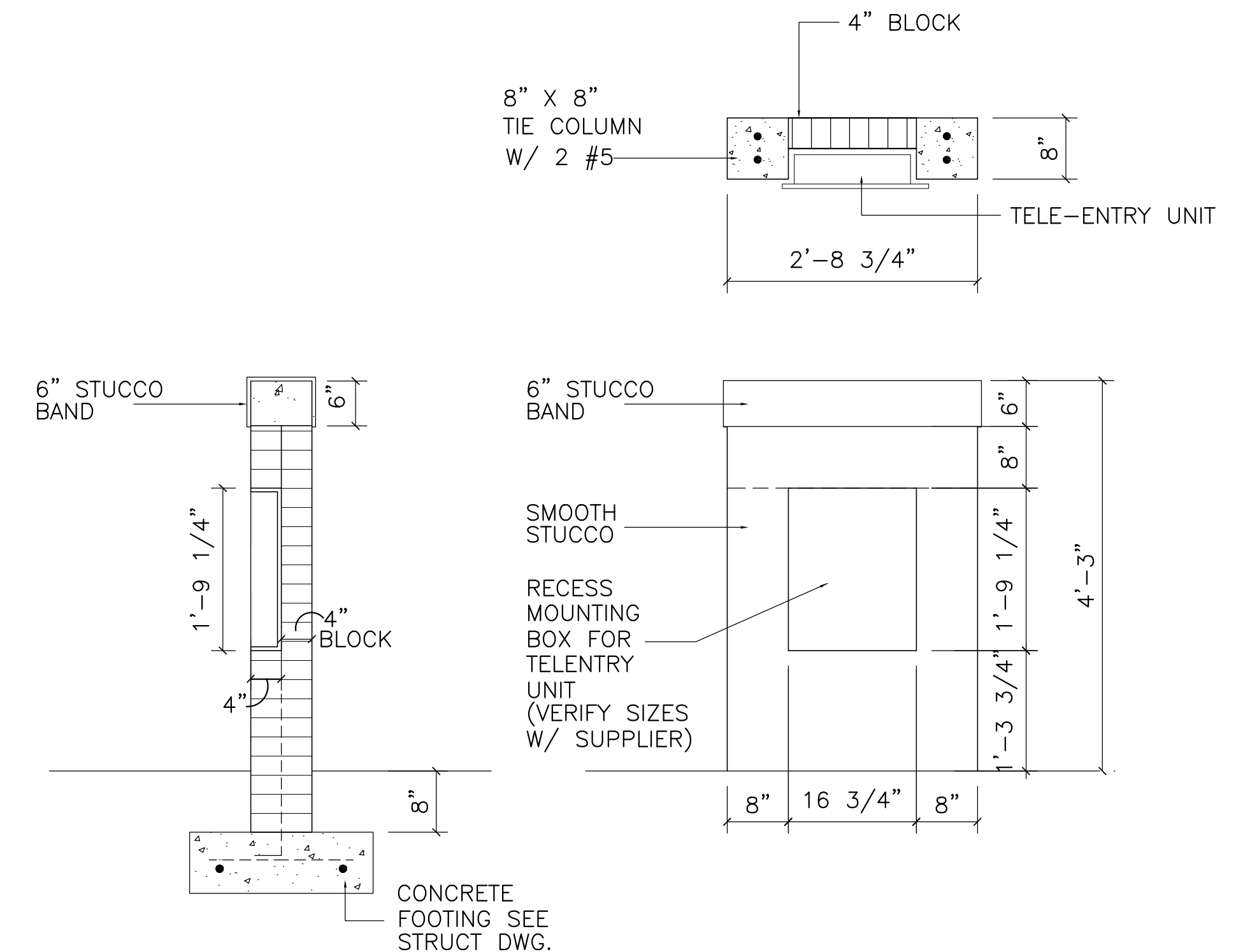
Digitally signed by Pablo Burgos
DN: cn=Pablo Burgos, o=Burgos
Lanza & Assoc., ou=AR59525,
email=pburgos@burgoslanza.co
m, c=US
Date: 2022.05.11 14:28:27 -04'00'

DATE	11/09/21
DRAWN	CR
PROJECT No.	2203
SCALE	AS-SHOWN

ENTRY GATES
E ENTRY ELEV
CAL 1/4" = 1'-0"
A021



④ BOLLARDS DETAIL



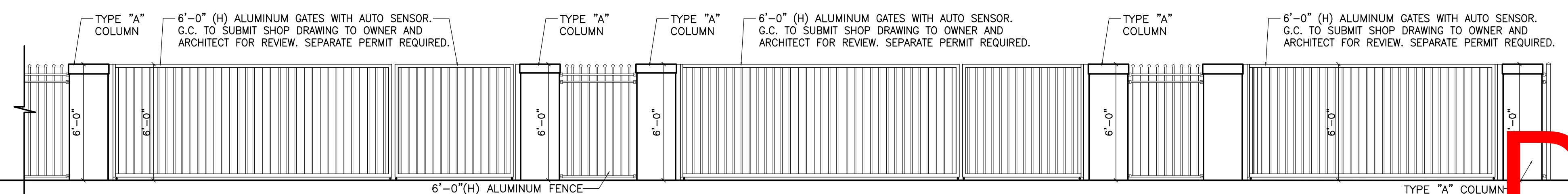
SECTION ELEVATION

3 TELE-ENTRY SYSTEM DETAIL



2 DIRECTIONAL SIGNAGE

SCALE: 1/2" = 1'-0" N.T.S.



1 ENTRY GATES ELEVATION

DRC

PZ22-12000008
6/15/2022